

An Affiliate of the American Orchid Society

FORT LAUDERDALE ORCHID SOCIETY

N • E • W • S • L • E • T • T • E • R

March, 2009

March 9 Program on *Angraecums*

Tom Kuligowski has worked with a camera or two, either in his hands or around his neck, for over forty years. After all that time, he now spends it with either his students or his subjects (orchids). His subjects "don't talk back, they don't cry and most of all they stay in the position I put them in".

Living in South Florida gives him an endless supply of tropical botanical subjects- the majority of those being orchids. Through the last sixteen plus years he has started and cared for three individual collections of orchids. Thankfully learning from his early mistakes to build his present collection into one that a professional grower would be proud of.

Over the last eight and a half years, Tom has been captivated with growing the *Angraecum* genera. The main reason initially was that it was the first orchid away from the traditional that he used as a subject. Learning that that plant was a hybrid, he wanted to learn more of the parents. That search would lead him into well over **six hundred species of angraecoids**.

Being the photographer that he is, Tom has documented a wide variety of *Angraecums*. Talking to various growers that spend a fair amount of time with the genera has helped him grow numerous specimen plants. Tom does not state that he is a professional grower; but his experience over the years has labeled him an expert with *Angraecums*.

Angraecums tend to be known for their beautiful, showy flowers that are fragrant at night. Some can become fantastic specimen plant in just a couple of years. With both species and several sought after crosses, the *Angraecums* offer some very unique shapes along with the most pristine white in any of the orchids. The amazing fact people aren't aware of is that they can thrive in South Florida's sub-tropical weather, if given the chance.

This lecture will provide society members with fundamental guidelines to grow these beauties successfully and in turn, they will grace you with years of enjoyment. Every image presented in this lecture is from Tom's private collection of plants. (*This is an almost-all reprint of Tom's bio. His art is great, hope he will also show us some of it. D.H.*)

Bus Ramble South April 11th

Plan to be on the bus Saturday April 11th. This pleasant day will only cost you \$25 for the bus fee and you will probably win a bus raffle plant and not HAVE to buy a thing. Right? Wrong!

The plan is to leave from the Cardinal Gibbons student parking lot, which is a long block west of Bayview Drive on 47th Street. The bus will leave the parking lot at 8:00 AM and return by 5:00 PM.

You will need to bring a bagged lunch, some water, a rain poncho, and maybe it is your turn to bring a bottle of wine for the trip home? Glasses and a cork screw, will be provided but if you are bringing white wine put it in one of those grocery store thermal bags with an ice pack. This works and gives us more space for orchids than would other cooling options. That glass of wine will help you reverse numbers so that when somebody asks what you spent, you can turn \$93 into \$39.

There was a waiting list for the last ramble south, so get you money to Bob Henley at the March meeting or mail a check made out to FLOS to the address on the front of the newsletter. This will be a special ramble with a stop by our favorite 'secret phal garden' as well as some of the usual Dade County growers.

Home Ramble

The no-cost-to-you home ramble is set for Saturday, March 28th. You will need to sign up for that at the March meeting, or call 954-772-4836 to reserve your being on the ramble. **The hosts have to know how many people are attending the ramble so they can prepare treats along the way** and so directions maps can be made for each car. We will have to car pool to keep from blocking hosts streets with too many cars.

In case of heavy rain, the ramble will be held on Sunday, March 29th. We will meet at the Cardinal Gibbons parking lot at 1:00 PM.

Overnight Ramble details next month

Review of February 9thth Program:

Tom Well's Basic Orchid Culture

Tom Wells began his talk by reminding us to emulate what happens to orchids growing in the wild. Epiphytic orchid roots are covered with velamen which holds and absorbs water when it rains. It takes 10-15 minutes of watering for the velamen to absorb enough water therefore when we water we need to water long and well. After a rain, or our watering them, orchids need air to dry out, thus a loose potting medium is essential. Tom's potting mix drains well and is comprised of charcoal, coconut chips, sponge rock and aliflor or dyna-rok. He warned that fir bark should not be used here in that it promotes the growth of root suffocating snow mold. He also reminded us to remove any orchid we buy from its sphagnum moss which will hold too much water outside.

Tom demonstrated repotting by choosing a pot just one size above the old pot and reminded us that orchids don't respond well to over-potting. (They will just grow roots and not bloom until their roots reach the sides of the pot.) Tom used a blade cleaned with a saturated solution of TSP (Tri-sodium phosphate) and removed dead roots from the plant. He mentioned that rubbing alcohol on a toothbrush was a good way to remove old sheathing and any lurking insect pests. Any cut surfaces on the plant were coated with alcohol or cinnamon. After the plant was cleaned and ready to go into a pot, Tom placed the new growth near the center of the pot to leave it space to grow forward and placed the old growth against the back edge of the pot. Of course clean slotted clay pots were used and filled with sterilized medium. Pot clips are needed to keep a newly potted orchid from wiggling and damaging its roots.

Next Tom showed us a Phal which was established on a cork slab. Phals respond well to slab culture since their crowns do not collect water and rot. Tree fern plaques are also excellent holders of orchids. Place sympodial, or forward/upward growing orchids, near the bottom of the plaque so they can grow upwards. New roots should touch the mount so they can adhere.

Tom produced a very show -and- tell sort of program and carried plaqued plants around the crowded room so that we could see just how they were attached to the plaques. When he divides a big plant he wants 5 pseudobulbs in any one division.

Tom insisted that a fertilizer that is low in Phosphorus is best for orchids. Formulas mentioned were 13-3-15 and 13-2-15 Orthene is his insecticide of choice.

Thank you Tom and Sandi, and thank you Joan Connors for bringing us a program with good basic information for beginners and good reminders for long time growers. D.H.

February Ribbon Judging Results

Chris Binder /blue/ Blc. Lemon Yellow 'Carib' CCM/AOS

Marc Burcehette /blue/ *Lycaste macrobulba*

Mary Burtoff /blue/ *Den. amethystoglossum*, *Catasetum incurvum*

Eddie Griffith /blue/ *Rhyn. gigantea* 'Spots'

Vicki Hallock /blue/ *Dendrophylax funalis*

Rubben Howe /reds/ *Den. capituliflorum*, *Den. Himezakura*

Sandi Jones /blue/ Lc. Gold Digger 'Orchid Jungle',

Blc. Lemon Yellow 'Carib' CCM/AOS /red/ Lctna

Renate 'S&W', *Onc. ascendens*

Kathy Krivit /red/ Dtps. Black Leopard

Tom Kuligowski /blue/ *Den. Spring Dream* 'Kumiko',

Colmanara Wildcat' Bobcat' /red/ *Clowesia Grace Dunn* 'Chaddy Ford'

Dave Levine /red/ Rnst. Alsagoff Chief 'Adamson',

Schombolc. Mem Doug Lace 'Roseminha'

Joan Lillagore /red/ Lc. Gold Digger 'Fuchs Mandarin',

Slc. Brasstown Lipstick

Tony Millet /blue/ Lc. Fair Catherine x *C. lueddemanniana*

/red/Epi. *pseudepidenorum* x Lc. Chit Chat

Allan and Jan Mink /blue/ *Ludisia discolor*, *Den. Mary*

'Snow King'

Sue and Bruce Muntz /red/ *Coel merrilli*

Laurajean Niesel /blue/ *Den. Spring Dream* 'Kumiko';

Ray Ratliff /blue/ *Trichoglottis trifolia*, Phal. Sogo Grape

Mercer Stowers /blue/ *Onc. implicatum*, Blc. Orange Show

'Cloud Forest'

Gary Pierce /blue/ Paph. Makuli Curtisii x (*Maudiae Napa*

Valley HCC/AOS)

Mary Schul /red/ *Onc. Twinkle*

Margaret Smith /red/ *C. Trick or Treat*

Gus Valerde /blue/ Lc. El Cerrito 'Haurel' x Blc. Daffodil

'Bees Wax AM/AOS, *Max. sanguine* /red/ Blc. Orange

Nugget 'Kadakaoka' HCC/AOS, *Brassia Dataiosa*

'COS Bay' AM/AOS, Lc. Lavender Mist x Blc. Mem

Roselyn Reisman

Margaret Vill'Nueve /blue/ Lctna Lawless Gloriana 'Yellow',

Rhyncolaeleia gluca, /red/ *Rhyncolaelia digbyana alba*

fino Chase Green, *Himezakura sanoku*

Notes: How wonderful that so many of you brought in your plants, thank you. It is repotting time, I usually check spellings but not until repotting season is over. D.H.

Refreshment Thanks

These members provided very tasty treats: Vicki Trank, Ray Ratliff, Joan Stulginkas, Connie Walker, Grace Vicino, Bob Isaacs, Vicki Hallock, John Wrench, Leah Ostrander, Lisa Davis, and Nora Dyke.

Aspirin Warning

Tom mentioned my advice in *Orchids Magazine* some 10 years ago. Since then I have gained more information on using 3/4th of one adult aspirin in a gallon of fertilizer water. You should NOT exceed that amount of aspirin, and you should probably NOT use aspirin if you do not use it every week. When I took a month off for knee repair it was apparent that our orchids were addicted to aspirin and without their fix, they gave in to both fungi and bacteria attack D.H.


Plant Hunters Now and Then

If you ramble, attend an orchid show or festival, read advertisements and order plants, or go to plant vendors on your own, you are a modern plant hunter. I have written about orchid hunters of old and maybe didn't mention that they also collected non-orchids. Some of them lost an eye, a leg, or a life. Be glad to be a modern plant hunter and only spend next week's grocery money.

David Douglas traveled 7,000 miles in North America and Britain. He nearly froze to death, escaped a sinking boat by swimming through icy waters and escaped death a dozen times. The Christmas tree, Douglas fir is named for him. He was gored to death by a bull in Hawaii, perhaps misled by the ex-convict who was his guide. Douglas was 35 years old.

Dr. Philip von Siebold used his medical degree to get into Japan. Here he collected plants by the hundreds and fell in love with a local girl. Marriage was forbidden so she registered as a prostitute to live with him and produce a daughter. Meanwhile Siebold made a secret map of Japan. He was about to take his family and plants to Holland when a typhoon struck and his secret map was discovered. He was imprisoned and given the choice of death or leaving without his family but with his plants. He took his 1,200 specimen plants and abandoned his family. He left Japan in 1829 and named some of his plants after Otakisan and their daughter.

Drus, K. 'Tales from the golden age of plant exploration' *The American Gardener*. Nov./Dec. 2008. Pp.20-23



A Tid Bit of Orchid Collecting History

The orchid collectors from Europe in the latter half of the nineteenth century were colorful characters who battled natives, wild animals, and other collectors to bring orchids back to Europe. In 1890 Wilhelm Micholitz brought a plant back to his employer which caused quite a stir when it was auctioned. *Dendrobium striaenopsis* was attached to a human skull! (That was a period when hair from dead people was kept in a locket and worn! If you think we have progressed, visit a mall or flea market and see what people buy today! Of course the good news is that our orchids are not so expensive or hard to get.) The orchid information came from *Botanica's Orchids*. Lauren Glen Publishers, San Diego, CA 2002, page 14.

Tid-bits about orchid history

The Orchid Mystic is OLD!

Aristotle's student Theophrastus (c.373- c287 B.C.) has been called the father of botany described *orchis* (meaning testis) in a manuscript. Orchids were then ignored for about 300 years when Dioscorides, a Greek physician hypothesized that orchids influenced human sexuality. This hypothesis became a 'fact' in the middle ages when orchids were synonymous with fertility, virility, and the ability to produce male children.

The first mention of orchids in our hemisphere came in 1552 when vanilla was listed as an herbal in Aztec culture. Publications and theories mostly came from Europe, where orchids were associated with females and satyrs.

As medicines, shape was associated with benefit, for instance if a plant had a leaf resembling a human liver it would cure hepatic diseases. If the flowers were heart-shaped they could cure cardiac complaints. Orchid beauty and fragrance were only appreciated in China and Japan in early times.

Orchids were called *Ian* by Confucius (c 551-479 B.C.) and were praised for their beauty and scent and he associated them with joy and friendship. Orchid flowers are frequently found in ancient Chinese art.

Kramer, J. 1989. *The Conservation International Book of Orchids*. New York. Abbeville Press. Pp 17-19

About American Trees

My college English grade went down a letter when I chose Kilmer's 'I think that I will never see, a poem as lovely as a tree' as my favorite poem. That was then and of course they are still the natural homes for most orchids. Other reasons to cherish trees include:

- * More than 5,000 products are made from trees.
- * Over a 50-year lifetime, one tree generates \$31,250 worth of oxygen., provides \$62,000 worth of air (carbon dioxide) control, recycles \$37,500 worth of water, and controls \$31, 350 worth of soil erosion.
- * Good news: there are 10 million more acres of forest today in the USA than there were 15+ years ago. Four million new trees are planted daily by the paper industry. That is 1.7 million more than needed for our near- future paper needs.

www.abundantforests.org

Welcome New Members

Bruce Luedke, Michael Malone and Barry Stickler, Edwin Rosado, Randall Clyde, Kevin and Elka Keimel, Susan Gutman, Jan Bullard-Bledsoe and Forrest Bledsoe.

Member of the month:

Enid Robins

A decade or more ago I saw Enid's orchid collection. She had a great vandaceous area off the pool area and facing south. Amazingly happy phals bloomed under an overhang facing south. Time moved on and Enid moved and her new house provided an orchid growing area facing east.

She reported that this east facing growing space was resulting in even better blooms. Her vandaceous plants may have 3 spikes not 1-2 and her phals are better than ever. She invited us to come by on the home ramble, but an almost hour's drive to Delray would not be the best for seeing as much as possible. Enid is a gracious lady, if you want to see her plants, give her a call (954-496-4199). Her new address is 13610 Cambria Bay Lane.

About *Calanthes*

There are about 200 species of this terrestrial orchid genus. Most are from Asia, and historically the first orchid hybrid was *Calanthe Dominii* made in 1853.

There are two kinds of *Calanthes*, those that keep their leaves and those that are deciduous. It is said that the deciduous forms drop their leaves during the winter dry season to avoid spider mites which thrive during dry seasons. The deciduous forms are most often seen here. Some species include *vestita*, *rosea*, *regneri* and *cardioglossa*. Colors range from alba, semi alba and shades of pink. A number of hybrids have been made with these species.

Calanthes need 50% (*Cattleya*) light. Plants need constant moisture when new growths emerge in spring until early fall. They also appreciate fertilizer during this period. When leaves begin to yellow in fall, let plants get dry between waterings and begin to water well when plants begin to flower and grow in spring.

Calanthes have been crossed with nun's orchids (*Phaius*) to produce the showy *Phaioclanthes* which you may have gotten from EFG at our show one year or another. They are not deciduous, but I took Joyce Skelly's tip and have kept our plants mite free with eucalyptus oil. D.H.

American Travel Thanks

Last month I neglected to tell you that the Thornes donated about 2 dozen blooming orchids for the February raffle table. Although we only see Shelton once a year at our show, he is a giving member of our society.

Another Cheer for Friendly Fungi

According to Woodson fungi protect green plants from parasites and disease, build soil, help prevent floods by making the soil more permeable, and alleviate droughts by siphoning water from inaccessible areas to the roots of plants. (*Adding to that list are the facts that some are edible, they decompose all sorts of dead things and wastes from living things and they are a source for life-saving antibiotics. Also our orchids depend on mycorrhizal fungi.*)

Very small fungi cause athlete's foot or invade the body of a dead ant, and very large fungi can spread for 2,000 acres in a forest.

A soil scientist at the University of Maryland discovered that glomalin, a substance that covers the mycelia (*thread-like outgrowths of fungi*) is constantly being sloughed off into the soil. The glomalin remains in the soil for decades and does not decompose. It accounts for 27% of the carbon in the soil. Soil granules hold on to carbon and serve as a corrective for global warming.

Fungi can also clean up environmental toxins, including petroleum contamination, towlines, ethylbenzenes and xylene. (*Another cheer for friendly fungi, they look after us and our orchids.*)

Woodson, Mary, 'Make way for mushrooms' from Audubon, December, 2002. Pp. 30-35



A Spring Hose Bath

Warning, this advice is for mature Catts not other kinds of orchids.

When you repot a *Cattleya* in spring, it is a great idea to give the cleaned plant a good hose bath to wash away old media, new insect pests, and old thin paper-like growths (sarongs) on the older pseudobulbs. Even when the plant is not to be repotted it is a good idea to strip off the sarongs on older pseudobulbs since they often hide scale and other insect pests. You should not strip off the newer green sarong material on younger pseudobulbs.

You can strip off brown sarong material after you water or after it rains anytime. In spring it is a good idea to give the top of the whole plant a hose shower which will remove the sarong tissue and underlying insects. A hose bath is good too for removing pests on leaves. A toothbrush dipped in rubbing alcohol works well on the exposed insects if they are thick on the cleaned pseudobulbs or leaves. **Repeat the warning, this advice is NOT for other orchid genera.** D.H.

Stressed Forest Plants Emit Aspirin

Forest plants, which are stressed by drought, unseasonable temperatures, or other stressful agents, have been shown to emit a form of aspirin (Methyl Salicylate, a form of acetylsalicylic acid or aspirin). The forest plants emit measurable amounts of this substance which according to National Center for Atmospheric Research scientist, Thomas Karl, serves two functions. It stimulates the plants to make proteins which would be comparable to an immune response in animals. These proteins help the plants resist and recover from disease.

A second function would be that stressed plants could communicate with neighboring plants warning them to build up defenses ahead of the stress.

In the future, farmers might monitor the Methyl Salicylate in their fields and know when insects were beginning an attack. This would save applying pesticides when no insect attacks were eminent.

Esciencenews.com/articles/2008/09/18plants_forest_emit_aspirin

(I slipped plant communication into an earlier newsletter. At that time some trees sent out what was hypothesized to be ethylene when insects attacked them, and neighboring trees built up toxins ahead of insect attack. While that hypothesis may be out, don't you agree that plants are just slow green animals? D.H.)

A Look At Orchid Flowers

The great variety of flower forms and sizes make orchids unique in the plant kingdom. While most flowers are 3 to 4 inches in diameter, some, such as *Bulbophyllums*, can be as small as 1/32nd of an inch in diameter. Some *Sobralias* flaunt flowers that measure from 7-9 inches across.

Flowers can be single, in tight clusters, or in groups of up to 50 to 100 per stem. Floral stems may be erect or pendant.

While many flowers are lavender, white, pink or yellow, there is an orchid somewhere with flowers of almost any color you can imagine. Black orchids are an exception, while some look black they are a deep shade of green or perhaps red.

Orchid flower shapes vary as much, or more, than any other aspect of the group. Common names such as *moth*, *spider*, and *dancing lady* describe floral shapes of most *Phalaenopsis*, *Brassias*, and *Oncidium*s.

Floral fragrances range from none to many pleasant sweet or spicy odors, and the fly pollinated orchids may smell like rotten meat.

Kramer, Jack. 1994. *Orchids For The South*. Taylor Publishing Co. Dallas, Texas. Pp. 7-9

Orchids Need Kitchen Scraps

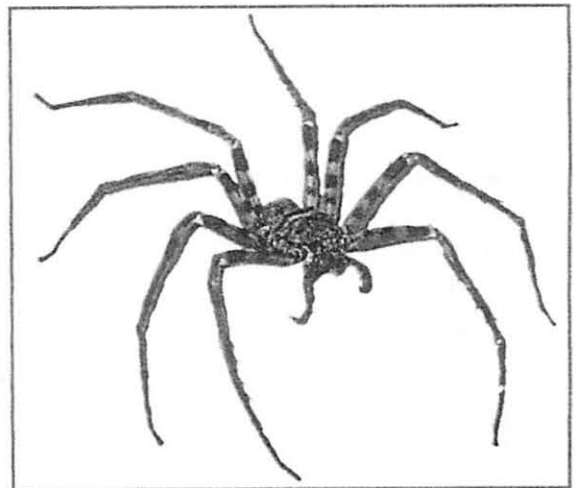
* Arthropods have exoskeletons made of chiton. Save your crab, lobster, or shrimp 'shells' and add them to your orchid potting mix. Chiton is a natural fungicide: it mimics fungal disease which fools plants into activating immune defenses against diseases such as botrytis. *Avant Gardener*. February, 2009. P. 29

* Drape some Spanish moss on your bare basket vandaceous orchid roots, *or drape some over orchids on plaques*. The moss will add a bit of appreciated moisture. *Orchid Digest*. Jan./Feb./March 2009. P. 6

* Repeat tip: Save your egg shells and put shells from half an egg on top of the media in your *Cattleya* pots. The leached out calcium will keep away black leaf tips.

* Last repeat: Save your coffee grounds and get more free from Starbucks. The grounds offer some acid to our basic Florida soil and water. *Vanilla* and probably other terrestrial orchids will grow better when coffee grounds are mixed in with the potting medium. You can also top-dress the soil/sand with grounds if an orchid is planted directly in the ground.

Huntsman Spider



This is a picture of the 11.8" recently discovered Mekong spider mentioned in the February newsletter.

Kill Nematodes with Marigolds

Our sandy soil is nematode laden and it may be the best plan to plant terrestrial ground orchids such as *Spathoglottis* or *Phais* in pots. Marigold roots produce a toxin that kills nematodes so you might inter-space marigolds with your ground orchids if you want to put them directly in the ground. (Marigold information from 1-27-'09. *Horticulture Magazine's* online tip of the week.)

Floral Anatomy 101?

When you are new to orchids petals, sepals, columns and lips can be annoying words. The way to begin is to look at a *Cattleya* flower. There are 3 narrow, identical sepals. The one on the top of the flower is the dorsal sepal, the two in either side of the lip are lateral sepals. There is a petal on each side of the flower, and it is located between the dorsal and a lateral sepal. The lip, which is the landing pad for a pollinator is a modified petal at the base of the flower between the lateral sepals. The column is above the lip and holds the reproductive organs. This model will get you through many kinds of orchids but not the slipper orchids.

The slipper orchids have lost the three sepals in evolution. They have one large, probably fused, dorsal sepal. The side petals are the same, but the lip is now a pronounced pouch shaped structure.

Not all species orchids follow these basic patterns. Just using these terms correctly will make you sound like an experienced grower.

We Live in a Florida Hot Spot

Morton Winsberg is a geographer who has been keeping track of our weather for the last 50 years. At FSU the research has shown that Florida has gotten a lot hotter and the heat has lasted longer in some places. However the heat is not related to global warming. Weather here seems to be related to population growth. Hialeah has had a 72 day increase in warmer days followed by Miami with a 45 day increase in warmer days.. Ft. Lauderdale has increased warmer days by 33 ranking third in the state. (Warmer temperature days are compared to now and 50 years ago.)

What has happened in our 'hotter zone'? More Everglades land has been drained. Our growing populations have produced more paved parking lots, more traffic. Up in the Tallahassee /Pensacola area, the hot days have decreased or stayed the same.

— Florida Trend. February, 2009. Pp. 61-62

Thank you green vest people

Hosts and Hostess chairperson, Chris Carney, thanks all of his **great show volunteers** especially 'Iron Man' Dave Levine who worked double shifts on Friday and Saturday.

Help Our Helpful Members

The Veterans Hospital in Miami:

Bruce and Sue Muntz have been to Miami once or twice a month for at least two years. Their wonderful therapy cats are welcome and they have been taking orchids for the veterans to grow in pots or to watch bloom on trees. Anytime you have spare plants they should be given to Bruce and Sue to take to the veterans.

Tuesday's Angels:

For the last 12 years this group has given all of the money raised to help people in Broward County who have HIV or AIDS. Almost a million dollars has been given to these people for medical needs, food, housing, etc. The money is raised by members who ride their bikes to Melbourne Beach and back which is 308 miles. The ride takes 3 days in April, and **Raoul Pinho and Chip Jones** have participated in the event for several years. **Chuck Nichols** has been a major supporter and organizer of this 501-C3 organization.

National Multiple Sclerosis Society:

John Wrench will join about 2,500 other bike riders who will go from the University of Miami campus to Key Largo and back. The 150 mile ride takes two days in May. The money raised goes to help people with M.S. and for M.S. research. **Michael Schaberl and Steve Herman** will be driving a support vehicle for this event.

Certainly all of our bike riding members would appreciate a tax deductible check made out to their organizations. Please send the checks to the riders using roster addresses or send checks to the FLOS PO Box and the checks will be directed to the riders.

Better Lawn Grass Coming

Most of us have St. Augustine grass lawns. It can tolerate high temperatures and is somewhat chinchbug ignoring. The University of Florida has developed a new strain, Captiva™ which grows half as fast as regular St. Augustine and needs mowing once a month. It could save 30 million gallons of gas a year plus saving harmful lawn mower emissions. It has good resistance to chinch bugs and has thinner blades and looks more like up-north lawn grasses.. It is available in limited quantities now. (*Why not mow your weeds this year and hope to re-sod next year!?*)

Neveln, V. 'Slower growing grasses for southern regions. Jan./ Feb. 2009. *The American Gardener*. P. 47

More Palm Diseases Information

Fusarium Wilt

As an orchid grower you have probably met fusarium fungi turning rhizomes the deadly purple black. Hopefully you kept cutting the orchid back, with clean clippers at every cut, until these colors of death were gone. Sadly you can't trim this disease from palm trees and the trees will die.

Fusarium wilt is a quick killing disease that has spread from queen palms (*Syagrus romanxoffiana*) to Mexican fan palms (*Washingtonia robusta*). The disease has also been found in a hybrid palm, the mule palm. Obviously you should not add these palms to your landscape!

The disease is probably spread by wind, but can be further spread by cutting tools.

Clean your cutting tools to prevent the spread of this disease and the following by soaking your cutting tools for at least 5 minutes in one of the following:

1 part bleach to 3 parts water

1 part rubbing alcohol to 1 part water

Saturated solution of tsp in water

Phytoplasma Disease

Phytoplasmas are bacteria without cell walls, they can cause palm tree deaths but these deaths are preventable. You have heard about lethal yellowing (LY) in coconut palms before, and this new pathogen is a strain of the old one. It can kill date palms, sabal (cabbage) palms, queen palms and probably others. If you have these trees in your landscape they can be protected by 4 injections of a chemical each year. (Contact Tree Saver at 1-561-655-6940)

I have appreciated both the friendship, the help with the newsletter, and now this, from Terry Glancy. (Pine Ridge Orchids)

A Palm-script?

Sorry about the title, when I told Ken Slump that I was going to print this he added some information, most of which came from the curator of palms at Fairchild Gardens.

At Fairchild they do not remove palm fronds with any green left in them. Old fronds send their nutrients to new fronds and, disease is less likely to spread from cutting tools if there is no moving sap. Palms as monocots lack the ability to heal wounds. The removal of a green frond is a wound and an open entry for disease. **Even if you don't own palms, you might transfer this to orchids.** You know not to remove bare live canes from *Dendrobiums* since they hold nutrients and can re-bloom. It is probably wise to leave old backbulb pseudobulbs on *Cattleyas* and other genera when they will fit in the pot.

Frugal Fragrant Orchids

*Longer time readers will know the drill: "Plants are just slow green animals." You also know that I have too often repeated that *Brassavola nodosa* and *Rhyncholaelia digbyana* have a strong fragrance at night in the dark, will lose the fragrances if brought into light, and regain them again when taken back into the dark. (Why waste energy attracting a nocturnal pollinator in the house?) Join me now for a day-smart orchid.*

Encyclia cordigera has a strong and pleasant fragrance in bright daylight. Even the shade from a passing cloud will cause the orchid to turn off its fragrance.

*Maybe we can be world famous researchers - or not- if you own an *Enc. alata* (*alatum*) which smells great in the day, please see whether it loses its fragrance if you shade it. If you experiment with other day-fragrant orchids in your collection maybe you can also be a voice for "Plants are just slow green animals". D. H.*

Global Warming: Yard Preparation

Even if you read Georgia Tasker's article in the January 18, 2009 Miami Herald it won't hurt to repeat her good advice.

According to Tasker global warming promises heavier rain, more intense hurricanes, and changes in the way we garden. While some areas may be too wet, Florida may be drier with more wildfires and greater stress on our water supply. These are things we can do to prepare now.

1. Plant more native plants.
2. Increase your tree canopy for absorbing Carbon Dioxide and to provide shade and humidity to understory plants.
3. Select fewer exotic plants and think about plants from the Caribbean. Good palm choices are Bailey's and petticoat.
4. Group plants with similar water needs. Check out www.SFWMD.gov, go to water conservation and then 'water wise trees'. Choose wind resistant trees such as live oak and buttonwood.
5. Create an old Florida look by leaving dead trees for owls and woodpeckers. Plant a butterfly garden and provide water for wasps that would control harmful insects such as white flies.

Generator Sale

Porter Cable 650 watt model

13 HP Honda Motor, Commercial Engine with overhaul

12,500 surge watts

\$1,000 price negotiable

Paul or Grace Vicinio 954-467-0026



FORT LAUDERDALE ORCHID SOCIETY

P.O. Box 4677
Ft. Lauderdale, FL 33338

Regular meetings: Second Monday of each month
Time: 7:30 P.M. Workshop, 8:20 P.M. Program
Place: Christ Lutheran Church Social Hall
1955 East Oakland Park Blvd.

Directions: Use Oakland Park Blvd. from **I-95**.
Go East for 2.4 miles, go to the rear of the church
which is on the North side of Oakland Park Blvd.
Or take **US-1 (Federal Hwy.)** to Oakland Park
Blvd. And go West for 2 blocks.

President..... **Joan Connors**
Vice. Pres..... **Wayne Musgrave**
Recording Secretary..... **Marian Huber**
Corresponding Secretary.. **Allen Cogar**
Treasurer..... **Bob Henley**
Newsletter Editor..... **Dot Henley**

Call these numbers: Sunshine (954) 788-9998
Newsletter (954) 772-4836

Web Site: <http://www.flos.org>

Green Barn Orchid Benches
non-rusting
aluminum
snap-together
3 and 4 tiered

Green Barn Orchid Supplies
5185 Conklin Drive
Delray Beach, FL 33484
561-499-2810

www.greenbarnorchid.com



Carmela Orchids
Sheldon Takasaki
P.O. Box 277
Hakalau, Hawaii 96710

Phone: (808) 963-6189
Fax: (808) 963-6125

Website: www.carmelaorchids.net
Email: carmelaorchids@hawaii.rr.com




GREEN BARN ORCHID SUPPLIES

Everything you need to grow beautiful orchids

5185 Conklin Drive
Delray Beach, FL 33484
(561) 499-2810

website: www.greenbarnorchid.com

Co-Proprietors:
Lynn Lappin and Hyla Levine



BROWARD ORCHID SUPPLY, INC.
ORCHID SUPPLIES FOR ALL YOUR GROWING NEEDS
CUSTOM ORCHID RACKS & BENCHES
ORCHID REPORTING & SITTING

954-925-2021 phone/fax
browardorchidsupply@comcast.net
www.browardorchidsupply.com

2411 Garfield Street
Hollywood, FL 33020

Sandi Jones
Tom Wells

